



Partners Meeting

May 10, 2024

Agenda

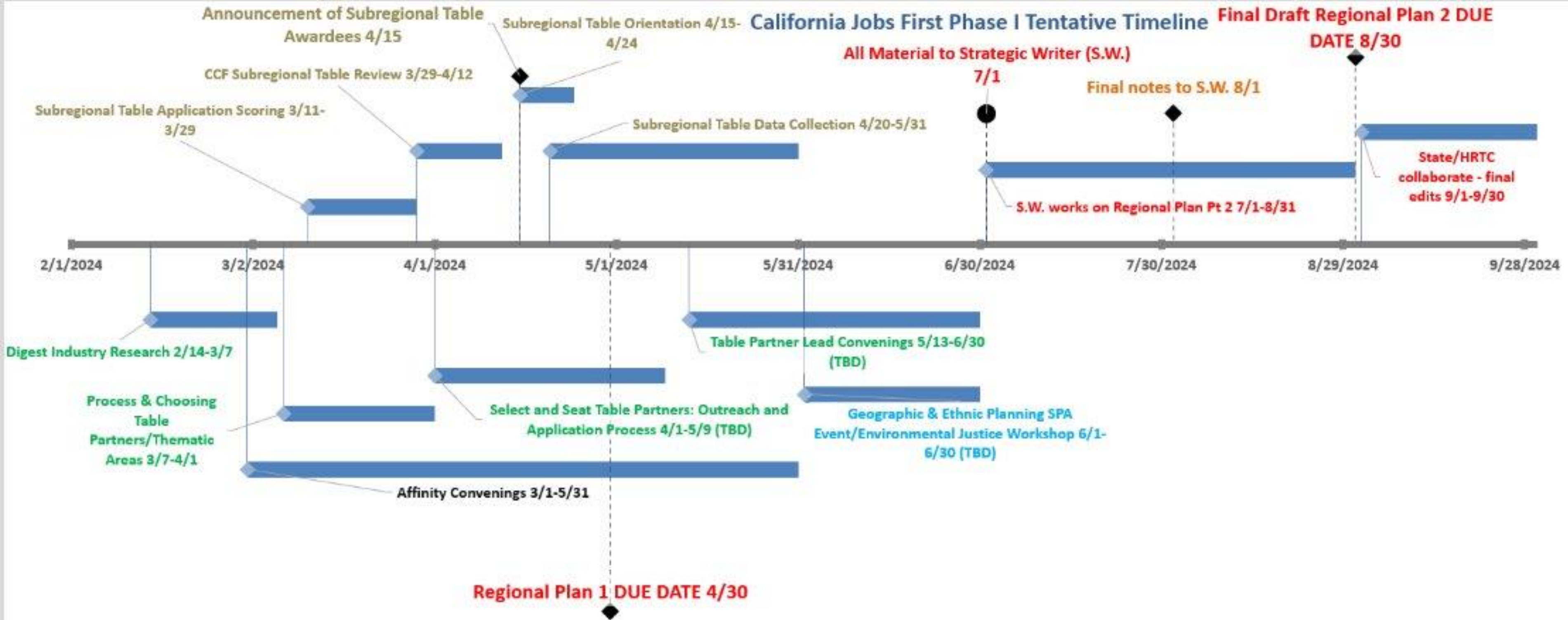
- Welcome and Intro of New Partners (AK)
- JMA Presentation
- Fiscal Agent Update (CCF)
- Timeline for Deliverables (AK)
- Table Partner Lead Updates (SP)
- Affinity Hub Lead Convenings / Subregional Table Lead Update (CA)
- Project Proposals (CA)
- Geographic Planning / Environmental Justice Event (CA)
- Research Updates (AK)
- Stakeholder Analysis (AR)
- Upcoming meetings (AR)
- Next steps (CA)

Fiscal Agent Update:

CA Community Foundation

- Subregional Table updates
- Table lead agreements and budget templates
- Translation vendor update
- Catalyst contract update

2024 PHASE 1 TENTATIVE TIMELINE



Apply Now - \$50,000 Grant Available for Table Partner Lead Position

The Table Partner Lead selected for this seat will be a regional non-profit with experience in securing funding through pairing multiple initiatives into one or more potential projects.

Financial Strategy

- Key Details:
- Deadline: Apply by Monday, May 13th, 2024, at 12 PM
- Allocation: One organization based in Los Angeles County will be selected and awarded \$50,000 to become a Table Partner Lead for Financial Strategies for the Los Angeles Jobs First Collaborative.
- Experience: Must have extensive experience in navigating various funding sources and programs and existing relationships with underserved populations. Must be able to serve county-wide.
- Apply by Monday, May 13th, 2024, at 12 PM
- Allocation: One organization based in Los Angeles County will be selected and awarded \$50,000 to become a Table Partner Lead for Financial Strategies for the Los Angeles Jobs First Collaborative.
- Experience: Must have extensive experience in navigating various funding sources and programs and existing relationships with underserved populations. Must be able to serve county-wide.

Apply by Monday May 13th at 12PM at : www.pages.lacerf.org/funding

Affinity Hub Lead Convenings

- Affinity Hub Lead update
 - Engagement with networks
 - Importance of templated summary
- Our 12 Affinity Hub Lead organizations have initiated their convenings within their respective thematic areas, actively involving partners and stakeholders in presenting the research conducted by the CA Jobs First Initiative. They are also gathering feedback and lived experience data from our communities to shape our Regional Economic Roadmap.

Subregional Table Update

- AHLs are connecting with Subregional Tables
- 81% are contracted
- Please refer those with questions to: cerf@laedc.org

Project Proposals

- Subcommittee formation in process
- Draft of state criteria has been released, each

Geographic Planning / Environmental Justice Event

\$135,000 - Geographic and Ethnic Planning Events

\$30,000 - Environmental Justice and Workforce Planning Activities

Total = \$165,000

One event per each Supervisorial Los Angeles County Districts (5)

Research Updates

1. Regional Summary – CVL Economics
 - Sent their final draft
 2. Industry Clusters, Regional Benchmark, and Accountability Data Tool - Beacon Economics
 - Sending final draft by end of the week
 3. SWOT, Partnerships and Gap Analysis - Beacon Economics
 - No updates
- Regional Plan Pt 1

Regional Plan Part 1

Table of Contents

- Executive Summary
- Glossary
- Stakeholder Mapping
- Regional Summary
- Labor Market Analysis
- Industry Cluster Analysis
- SWOT Analysis
- Appendices



Regional Plan Part 1

Introduction and Stakeholder Mapping

- The LA County Jobs First Collaborative Governance Structure
- Challenges and Best Practices
- Roles in Plan Development and Implementation
- Disinvested Communities
- Stakeholder Outreach
- Looking Ahead
- Potential Synergies & Collaboration

Figure 6: Los Angeles Service Planning Areas

- SPA 1 – Antelope Valley
- SPA 2 – San Fernando
- SPA 3 – San Gabriel
- SPA 4 – Metro
- SPA 5 – West
- SPA 6 – South-East
- SPA 6 – South-West
- SPA 7 – East
- SPA 8 – South Bay

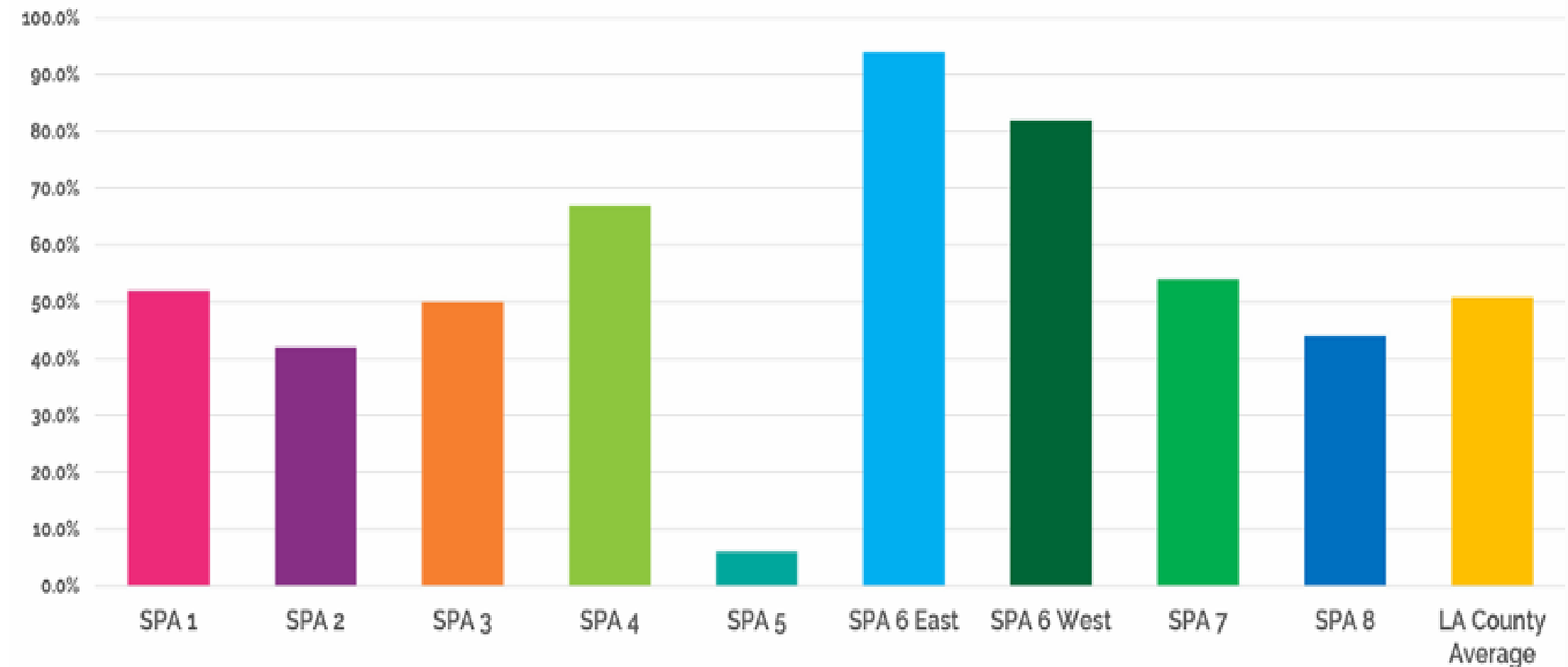


Regional Plan Part 1

Regional Summary

- Overview
- Economy and Economic Development
- Climate and Environmental Impact
- Public Health Analysis
- Regional Index (in Appendix)

Figure 5: Share of Residents Living in Disadvantaged Communities by SPA – 2021



Regional Plan Part 1

Labor Market Analysis

- Major Occupations, Industries and Wages
- Industry-specific Labor Standards that meet High-Road Priorities
- Barriers to Employment
- Workforce Development Training Providers

Figure 36: Number of Workforce Development Training Providers per 100,000 Residents – 2020 to 2022 observed data



Source: America's Job Center of California, CalJOBS, Workforce Almanac. Analysis by CVL Economics.

Regional Plan Part 1

Industry Cluster Analysis & SWOT Analysis

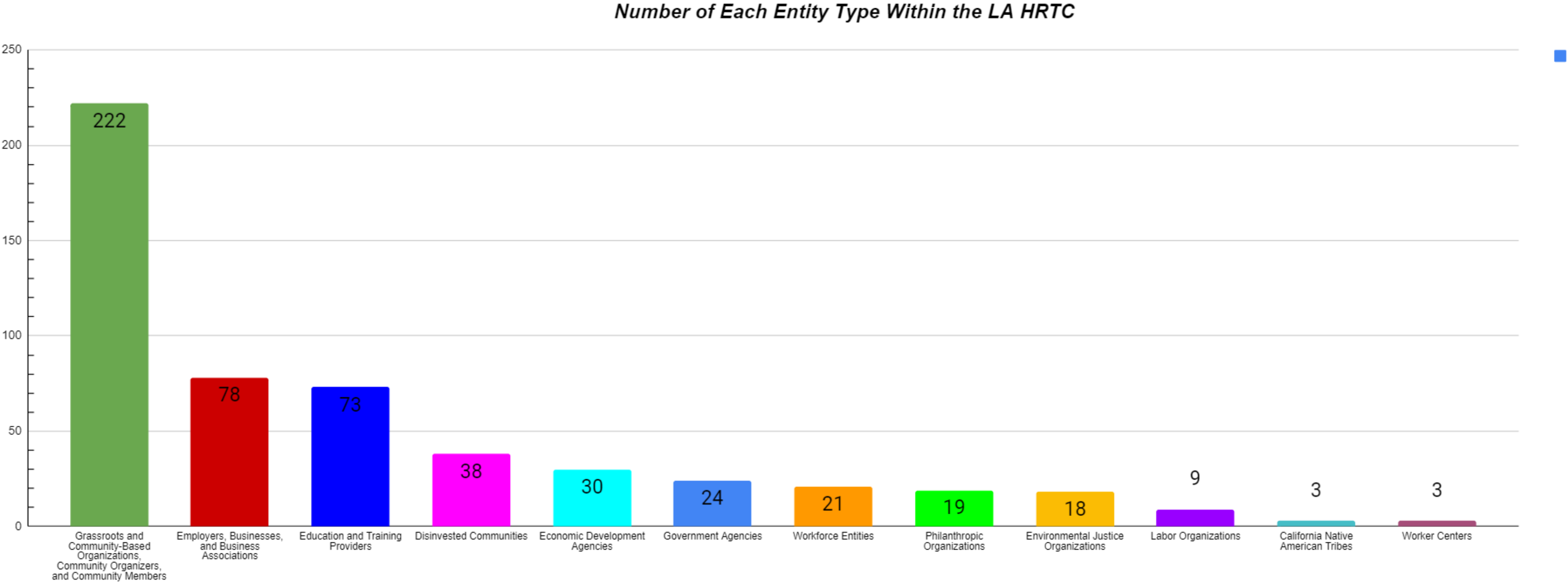
- Definitions and Methodology
- Current Major Industry Clusters in LA County
- SPA Analysis
- Potential Growth Clusters
- Major Sources of GHG Emissions
- Workers at Risk of Displacement
- LA County SWOT
- SPA SWOT

Strengths	Weaknesses
<ul style="list-style-type: none"> Los Angeles County's massive size enables it to weather shocks, and it contains many of the economic inputs it needs to function. Los Angeles has more Colleges and Universities than any other metropolitan area in the country. The Motion Picture Industry continues to be a source of economic strength. The number of Angelenos who live below the poverty line has fallen over the last decade, and incomes have risen. 	<ul style="list-style-type: none"> Los Angeles County's declining and aging population lowers the available labor supply, reduces the number of potential consumers, and makes future economic growth more difficult to achieve. High housing costs force longer commute times, prevent households from moving to neighborhoods that better meet their needs, consume a large proportion of income, and increase the prevalence of homelessness. Los Angeles County has a relatively low labor force participation rate, especially within disinvested communities.
Opportunities	Threats
<ul style="list-style-type: none"> The green economy and the number of green jobs is growing: Green jobs account for 27% of the total employment in the county, a rise from 21% in 2012. The Technology Industry has a strong foundation in the County and could provide high income employment opportunities. South Bay, San Fernando, and the West SPA account for 74% of the County's Tech employment. 	<ul style="list-style-type: none"> Climate change-related threats including wildfire risk and the adverse effects of urban heat islands will worsen in the future. There is a high degree of spatial inequality between each of the Service Planning Areas. While the average level of education among Angelenos has increased, the number of jobs requiring higher levels of education has increased faster.

Stakeholder Analysis

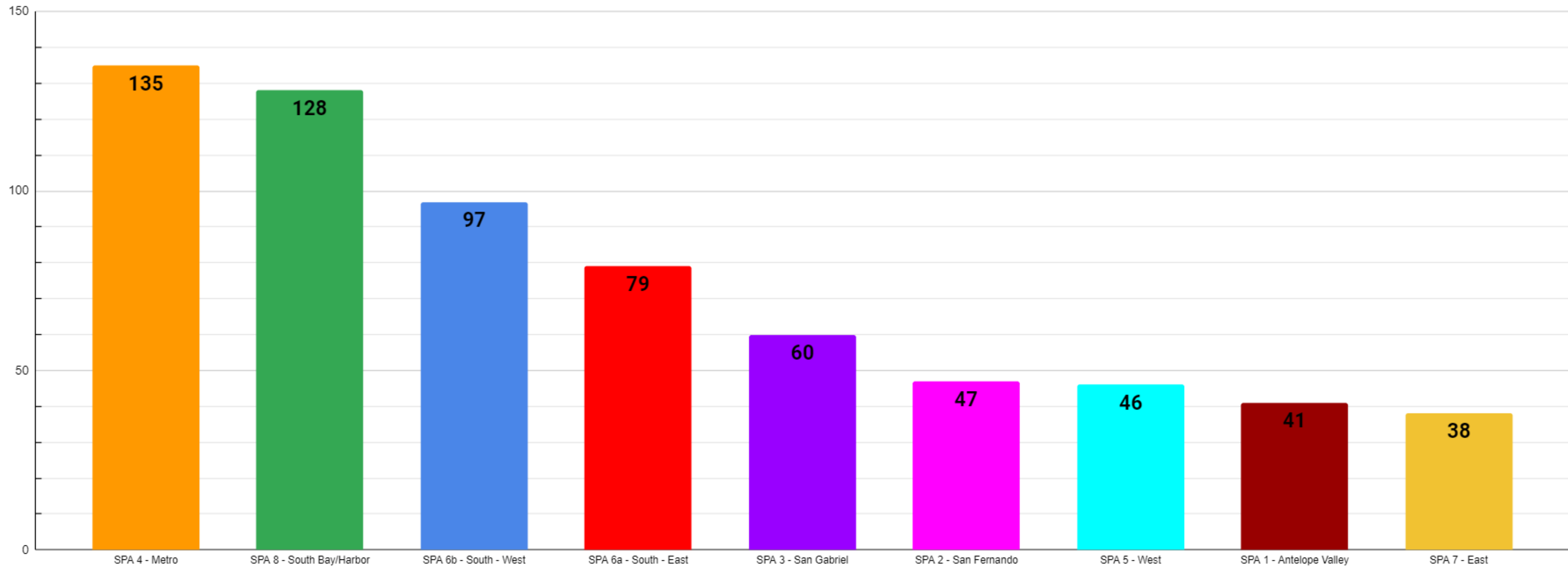
Stakeholder Count	5/10/24
Total Number of Stakeholders Engaged	784
Number of Stakeholders Officially On boarded (CJF Collective Partnership Agreement submitted)	674
Number of Stakeholders Not Fully Onboarded	110

Number of Each Entity Type Within the LA HRTC



Geographic Breakdown of LA HRTC

Geographic Breakdown of LA HRTC Partners by SPA (by Member Headquarters)



L.A. County CJF HRTC Upcoming Meeting Dates

Steering Committee Meeting

**Thursday, May 23rd
1:00PM – 2:30PM**

LA HRTC Partners Meeting

**Friday, June, 14th
9:00AM – 10:00AM**

Next Steps

- Attend Upcoming Affinity Hub Meetings: visit lacerf.org/events
- Subregional Table Leads: Please refer to your Resource Folders and send emails to: cerf@laedc.org
- Table Partner Leads: Application is Now Open for: Financial Strategies Lead
- Submit feedback responses received in newsletter

PHASES & OBJECTIVES

Phase	Allocation	Timeline	Objective
Planning Phase	\$65 million	RFP: May 2022 Award: Oct. 2022 Period of Performance: Mar. 2023-Sept. 2024	Invest \$5 million into each of the 13 regions to (i) establish regional inclusive economic planning entities, (ii) lead research and development activities to inform economic development strategy and (iii) define the regional economic plans
Economic Development Pilot Projects	\$39 million	RFP: Jan. 2023 Award: May 2023 Period of Performance: Sept. 2023-Sept. 2025	Invest in ready-to-go projects that align with Regional Investment Initiative objectives to serve as demonstration projects for Implementation Phase
Catalyst Program	\$182 million	RFP: Sept. 2023 Award: March 2024 Period of Performance: May 2024-Sept. 2026	Invest up to \$14 million into each of the 13 regions to (i) strengthen sustainability of regional inclusive economic planning entities and (ii) build a pipeline of viable projects that align with Regional Investment Initiative objectives
Tribal Funding Opportunity	\$25 million	RFP: March 2024 Award: Fall 2024 Period of Performance: Fall 2024-Sept. 2026	Invest in economic planning and implementation projects in partnership with California Native American Tribes
Implementation Phase	\$268 million	TBD	Invest total of \$268 million into ready-to-launch projects that align with Regional Economic Development Strategy plans
Total	\$579 million		

Thank You



**For more info, please visit: lacerf.org
Questions can be directed to cerf@laedc.org.**

